

# 13AGC MAG CII/CIII







## 80 AA Final

Jul 7-18, 2013

Men / 80

Session: All







Judge's Signatures

Rank	Num	Name/Gym									AA
1	92	Hayden Greenough QLD	Prelims	Diff:	4.800	3.800	4.400	3.900	4.600	3.300	76.232
				Exec:	8.750	8.433	8.233	8.633	8.633	8.850	
				ND:				-0.100			
				Final:	13.550	12.233	12.633	12.433	13.233	12.150	
				Final:	13.550	12.233	12.633	12.433	13.233	12.150	
			Finals	Diff:	4.800	3.500	4.200	3.900	4.600	3.400	74.898
				Exec:	8.400	7.866	7.900	9.166	8.366	8.800	
				ND:							
				Final:	13.200	11.366	12.100	13.066	12.966	12.200	
				Final:	13.200	11.366	12.100	13.066	12.966	12.200	
Combined Total:											151.130
2	131	Daniel Bell TAS	Prelims	Diff:	3.900	3.300	4.500	3.900	3.300	3.000	75.933
				Exec:	9.200	8.833	8.800	8.800	9.700	8.700	
				ND:							
				Final:	13.100	12.133	13.300	12.700	13.000	11.700	
				Final:	13.100	12.133	13.300	12.700	13.000	11.700	
			Finals	Diff:	3.900	3.300	4.500	3.900	3.200	3.000	74.182
				Exec:	8.950	8.433	7.866	9.033	9.300	8.800	
				ND:							
				Final:	12.850	11.733	12.366	12.933	12.500	11.800	
				Final:	12.850	11.733	12.366	12.933	12.500	11.800	
Combined Total:											150.115
3	54	JAE NAGEL NSW	Prelims	Diff:	4.700	3.400	4.300	3.000	3.500	2.600	73.665
				Exec:	8.200	8.833	8.533	8.733	9.566	8.400	
				ND:	-0.100						
				Final:	12.800	12.233	12.833	11.733	13.066	11.000	
				Final:	12.800	12.233	12.833	11.733	13.066	11.000	
			Finals	Diff:	4.700	3.400	4.300	3.000	3.500	2.600	74.865
				Exec:	8.700	8.833	8.333	8.933	9.566	9.100	
				ND:				-0.100			
				Final:	13.400	12.233	12.633	11.833	13.066	11.700	
				Final:	13.400	12.233	12.633	11.833	13.066	11.700	
Combined Total:											148.530
4F	209	Daniel Price NZ	Prelims	Diff:	4.500	3.600	2.800	3.000	3.700	2.700	73.299
				Exec:	8.650	8.000	9.000	9.166	9.333	8.850	
				ND:							
				Final:	13.150	11.600	11.800	12.166	13.033	11.550	
				Final:	13.150	11.600	11.800	12.166	13.033	11.550	
			Finals	Diff:	4.500	4.100	2.800	3.100	3.600	2.600	73.732
				Exec:	8.750	8.733	8.666	9.400	9.133	8.350	
				ND:							
				Final:	13.250	12.833	11.466	12.500	12.733	10.950	
				Final:	13.250	12.833	11.466	12.500	12.733	10.950	
Combined Total:											147.031
4	96	Rhygan Werrett QLD	Prelims	Diff:	4.100	3.600	4.700	2.800	4.200	3.800	73.282
				Exec:	8.800	8.533	7.766	8.300	8.233	8.450	
				ND:							
				Final:	12.900	12.133	12.466	11.100	12.433	12.250	
				Final:	12.900	12.133	12.466	11.100	12.433	12.250	
			Finals	Diff:	3.900	3.600	4.700	2.800	3.500	3.700	70.482
				Exec:	8.350	7.233	7.400	8.633	8.266	8.400	
				ND:							
				Final:	12.250	10.833	12.100	11.433	11.766	12.100	
				Final:	12.250	10.833	12.100	11.433	11.766	12.100	
Combined Total:											143.764

# 13AGC MAG CII/CIII

## 80 AA Final







Jul 7-18, 2013

Rank	Num	Name/Gym									AA	
5	157	Brayden James VIC	Prelims	Diff:	4.500	3.100	2.200	3.600	3.900	2.900	71.348	
				Exec:	8.700	8.666	8.633	8.133	8.666	8.350		
				ND:	.....	.....	.....	.....	.....	.....		
			Final:	13.200	11.766	10.833	11.733	12.566	11.250	72.148		
			Finals	Diff:	4.500	3.100	2.500	3.600	4.000			2.800
				Exec:	8.650	8.633	8.566	8.866	9.033			7.900
ND:	.....	.....		.....	.....	.....	.....					
Final:	13.150	11.733	11.066	12.466	13.033	10.700	72.148					
Combined Total:											143.496	
6	95	Cory Hitchens QLD	Prelims	Diff:	4.500	2.600	2.200	3.900	3.200	2.900	71.049	
				Exec:	9.600	7.166	8.800	9.000	9.433	7.750		
				ND:	.....	.....	.....	.....	.....	.....		
			Final:	14.100	9.766	11.000	12.900	12.633	10.650	71.566		
			Finals	Diff:	4.500	3.100	2.300	3.900	3.200			3.000
				Exec:	9.600	8.400	7.566	8.800	9.200			8.300
ND:	.....	.....		.....	-0.300	.....	.....					
Final:	14.100	11.500	9.866	12.400	12.400	11.300	71.566					
Combined Total:											142.615	
7	9	Adam Falzarano ACT	Prelims	Diff:	3.800	4.500	3.200	3.900	3.300	2.500	69.816	
				Exec:	7.050	7.000	8.966	9.100	9.300	7.200		
				ND:	.....	.....	.....	.....	.....	.....		
			Final:	10.850	11.500	12.166	13.000	12.600	9.700	70.749		
			Finals	Diff:	4.000	4.200	3.200	3.900	3.300			2.500
				Exec:	7.600	7.133	8.600	9.333	9.233			7.750
ND:	.....	.....		.....	.....	.....	.....					
Final:	11.600	11.333	11.800	13.233	12.533	10.250	70.749					
Combined Total:											140.565	
8	55	Joel O'Neill NSW	Prelims	Diff:	4.300	3.100	3.500	2.800	3.600	2.400	70.399	
				Exec:	8.550	8.533	7.766	8.800	8.400	8.650		
				ND:	.....	.....	.....	.....	.....	.....		
			Final:	12.850	11.633	11.266	11.600	12.000	11.050	69.616		
			Finals	Diff:	4.400	3.100	3.500	3.000	3.600			2.300
				Exec:	8.900	8.666	7.500	8.800	8.600			7.250
ND:	.....	.....		.....	.....	.....	.....					
Final:	13.300	11.766	11.000	11.800	12.200	9.550	69.616					
Combined Total:											140.015	
9F	206	Gerritt Bouwman NZ	Prelims	Diff:	4.900	3.300	3.000	3.900	3.700	2.000	69.782	
				Exec:	8.050	6.933	8.833	8.333	8.533	8.300		
				ND:	.....	.....	.....	.....	.....	.....		
			Final:	12.950	10.233	11.833	12.233	12.233	10.300	69.749		
			Finals	Diff:	4.900	3.500	3.800	3.900	3.600			2.100
				Exec:	8.300	8.666	7.633	8.200	8.000			8.650
ND:	.....	-1.500		.....	.....	.....	.....					
Final:	13.200	10.666	11.433	12.100	11.600	10.750	69.749					
Combined Total:											139.531	

# 13AGC MAG CII/CIII

## 80 AA Final







Jul 7-18, 2013

Rank	Num	Name/Gym									AA	
9	94	Thomas Harden QLD	Prelims	Diff:	3.800	3.600	3.300	3.000	3.200	1.900	70.449	
				Exec:	9.100	8.600	8.200	8.533	8.966	8.250		
				ND:	---	---	---	---	---	---		
			Final:	12.900	12.200	11.500	11.533	12.166	10.150	67.415		
			Finals	Diff:	3.800	3.100	3.400	3.000	3.100			1.900
				Exec:	9.000	7.533	8.166	8.233	9.333			6.850
ND:	---	---		---	---	---	---					
Final:	12.800	10.633	11.566	11.233	12.433	8.750	67.415					
Combined Total:											137.864	
10	125	Rhys Hickman SA	Prelims	Diff:	4.200	3.000	2.500	2.800	2.900	2.200	66.599	
				Exec:	7.750	9.233	6.933	8.600	7.633	8.850		
				ND:	---	---	---	---	---	---		
			Final:	11.950	12.233	9.433	11.400	10.533	11.050	70.465		
			Finals	Diff:	4.500	3.100	2.500	2.800	3.600			2.200
				Exec:	8.600	9.033	8.866	8.833	7.433			9.000
ND:	---	---		---	---	---	---					
Final:	13.100	12.133	11.366	11.633	11.033	11.200	70.465					
Combined Total:											137.064	
11	156	Jaze Dubois VIC	Prelims	Diff:	3.400	3.700	2.300	2.800	4.000	3.200	65.482	
				Exec:	7.950	8.000	7.066	8.266	7.500	7.300		
				ND:	---	---	---	---	---	---		
			Final:	11.350	11.700	9.366	11.066	11.500	10.500	71.166		
			Finals	Diff:	3.800	3.900	3.500	3.000	4.100			3.100
				Exec:	7.750	9.133	8.333	8.800	8.900			6.850
ND:	---	---		---	---	---	---					
Final:	11.550	13.033	11.833	11.800	13.000	9.950	71.166					
Combined Total:											136.648	
12	93	Thomas Grogan QLD	Prelims	Diff:	3.300	3.200	2.300	2.000	3.400	2.100	69.815	
				Exec:	9.250	8.533	8.466	8.833	9.033	9.400		
				ND:	---	---	---	---	---	---		
			Final:	12.550	11.733	10.766	10.833	12.433	11.500	65.848		
			Finals	Diff:	3.300	3.200	2.100	2.000	3.400			2.100
				Exec:	9.150	8.100	5.866	8.866	8.666			9.100
ND:	---	---		---	---	---	---					
Final:	12.450	11.300	7.966	10.866	12.066	11.200	65.848					
Combined Total:											135.663	
13T	56	Blair Steed NSW	Prelims	Diff:	4.100	3.300	2.400	3.900	3.800	3.100	67.782	
				Exec:	8.550	6.533	6.866	8.900	8.133	8.200		
				ND:	---	---	---	---	---	---		
			Final:	12.650	9.833	9.266	12.800	11.933	11.300	67.432		
			Finals	Diff:	4.100	3.300	2.400	3.900	3.700			3.000
				Exec:	9.200	6.400	6.866	9.066	8.000			7.500
ND:	---	---		---	---	---	---					
Final:	13.300	9.700	9.266	12.966	11.700	10.500	67.432					
Combined Total:											135.214	

# 13AGC MAG CII/CIII

## 80 AA Final







Jul 7-18, 2013

Rank	Num	Name/Gym									AA			
13F	207	Keegan Greene NZ	Prelims	Diff:	4.400	2.000	2.100	3.000	3.000	2.500	67.016			
				Exec:	8.750	8.533	9.000	9.200	8.633	8.900				
				ND:	---	-1.500	-1.500	---	---	---				
			Final:	13.150	9.033	9.600	12.200	11.633	11.400	68.198				
			Finals	Diff:	5.000	2.100	2.100	3.000	3.000			2.500		
				Exec:	8.700	7.966	8.966	9.266	8.400			8.700		
				ND:	---	---	-1.500	---	---			---		
			Final:	13.700	10.066	9.566	12.266	11.400	11.200			68.198		
			Combined Total: 135.214											
			14	11	Charlie Pocock ACT	Prelims	Diff:	4.000	2.600			3.400	2.800	4.000
Exec:	6.650	8.866					7.466	8.400	7.100	7.750				
ND:	---	---					---	-0.100	---	---				
Final:	10.650	11.466				10.866	11.100	11.100	11.350	66.699				
Finals	Diff:	3.900				2.600	3.400	2.800	4.100		3.400			
	Exec:	7.350				8.433	8.200	7.566	8.300		6.650			
	ND:	---				---	---	---	---		---			
Final:	11.250	11.033				11.600	10.366	12.400	10.050		66.699			
Combined Total: 133.231														
15	52	Brennan Czinner NSW				Prelims	Diff:	3.800	3.500		4.500	2.800	3.600	2.700
			Exec:	7.700	6.100		7.166	8.433	7.966	8.000				
			ND:	---	---		---	-0.100	---	---				
			Final:	11.500	9.600	11.666	11.133	11.566	10.700	66.599				
			Finals	Diff:	4.100	3.500	4.500	2.800	2.900		2.800			
				Exec:	8.400	6.633	6.933	8.733	7.500		7.800			
				ND:	---	---	---	---	---		---			
			Final:	12.500	10.133	11.433	11.533	10.400	10.600		66.599			
			Combined Total: 132.764											
			16	57	Mitchell Dawson NSW	Prelims	Diff:	3.300	3.300		2.000	3.600	3.700	2.100
Exec:	8.850	8.933					6.933	8.033	8.933	7.900				
ND:	---	---					-1.500	---	---	-1.500				
Final:	12.150	12.233				7.433	11.633	12.633	8.500	67.965				
Finals	Diff:	3.900				3.300	3.400	3.900	3.700		1.400			
	Exec:	8.550				7.966	7.666	8.500	8.333		8.850			
	ND:	---				---	---	---	---		-1.500			
Final:	12.450	11.266				11.066	12.400	12.033	8.750		67.965			
Combined Total: 132.547														
17	58	Bailey Sansom NSW				Prelims	Diff:	3.500	3.100		2.300	2.800	3.000	2.200
			Exec:	8.150	7.700		8.200	8.433	7.000	8.350				
			ND:	---	---		---	---	---	---				
			Final:	11.650	10.800	10.500	11.233	10.000	10.550	66.999				
			Finals	Diff:	4.000	3.200	2.300	3.000	3.300		2.200			
				Exec:	8.500	7.833	8.033	8.800	7.733		8.400			
				ND:	---	---	---	-0.300	---		---			
			Final:	12.500	11.033	10.333	11.500	11.033	10.600		66.999			
			Combined Total: 131.732											

# 13AGC MAG CII/CIII

## 80 AA Final

Jul 7-18, 2013

Rank	Num	Name/Gym									AA				
18	160	Luke Zellner VIC	Prelims	Diff:	3.800	3.400	2.000	2.800	3.300	1.900	65.965				
				Exec:	8.400	8.233	7.733	8.266	8.733	7.400					
				ND:	.....	.....	.....	.....	.....	.....					
			Final:	12.200	11.633	9.733	11.066	12.033	9.300	65.665					
			Finals	Diff:	3.800	3.400	2.700	2.800	3.300			2.000			
				Exec:	7.400	7.933	8.133	7.866	8.733			7.600			
				ND:	.....	.....	.....	.....	.....			.....			
			Final:	11.200	11.333	10.833	10.666	12.033	9.600			65.665			
			Combined Total:										131.630		
			19	10	Benjamin Grant ACT	Prelims	Diff:	3.300	3.300			2.200	2.800	3.400	3.500
Exec:	8.500	7.766					7.766	8.633	7.233	7.950					
ND:	.....	.....					.....	.....	.....	.....					
Final:	11.800	11.066				9.966	11.433	10.633	11.450	63.832					
Finals	Diff:	3.700				3.400	2.000	2.800	3.200		3.600				
	Exec:	8.000				5.600	6.733	8.566	8.433		7.800				
	ND:	.....				.....	.....	.....	.....		.....				
Final:	11.700	9.000				8.733	11.366	11.633	11.400		63.832				
Combined Total:												130.180			
20	158	William Shurey VIC				Prelims	Diff:	3.700	4.000		2.500	2.000	3.300	2.800	63.599
			Exec:	8.050	7.400		7.300	8.833	7.966	5.750					
			ND:	.....	.....		.....	.....	.....	.....					
			Final:	11.750	11.400	9.800	10.833	11.266	8.550	64.965					
			Finals	Diff:	3.600	3.900	2.600	2.000	3.300		2.800				
				Exec:	7.700	7.433	7.000	9.366	7.666		7.600				
				ND:	.....	.....	.....	.....	.....		.....				
			Final:	11.300	11.333	9.600	11.366	10.966	10.400		64.965				
			Combined Total:										128.564		
			21	53	Matthew Hespe NSW	Prelims	Diff:	2.100	2.500		2.600	2.900	3.200	2.900	
Exec:	8.950	8.366					8.233	8.566	8.700	6.600					
ND:	-1.500	.....					.....	.....	.....	.....					
Final:	9.550	10.866				10.833	11.466	11.900	9.500	64.098					
Finals	Diff:	3.400				2.500	3.200	2.900	3.000		3.000				
	Exec:	9.000				8.166	7.166	8.466	7.500		5.800				
	ND:	.....				.....	.....	.....	.....		.....				
Final:	12.400	10.666				10.366	11.366	10.500	8.800		64.098				
Combined Total:												128.213			
22	159	Nicholas Silagy VIC				Prelims	Diff:	4.000	2.000		3.400	2.800	2.400	2.000	61.599
			Exec:	8.450	5.933		8.100	8.066	8.100	7.950					
			ND:	-0.100	.....		.....	.....	-1.500	.....					
			Final:	12.350	7.933	11.500	10.866	9.000	9.950	60.515					
			Finals	Diff:	4.000	2.000	4.700	2.800	3.100		1.300				
				Exec:	7.350	5.400	7.933	8.566	8.966		7.700				
				ND:	.....	-1.500	.....	-0.300	.....		-1.500				
			Final:	11.350	5.900	12.633	11.066	12.066	7.500		60.515				
			Combined Total:										122.114		

# 13AGC MAG CII/CIII

## 80 AA Final

Jul 7-18, 2013

Rank	Num	Name/Gym									AA
23	210	Adam Parker QLD	Prelims	Diff:	3.700	2.700	2.100	2.800	2.100	2.100	58.098
				Exec:	8.900	6.366	7.366	8.466	6.700	7.900	
				ND:	_____	_____	-1.500	-0.100	-1.500	_____	
				Final:	12.600	9.066	7.966	11.166	7.300	10.000	
				Final:	12.600	9.066	7.966	11.166	7.300	10.000	
			Finals	Diff:	3.700	2.700	2.200	2.800	2.100	2.000	58.415
				Exec:	8.800	6.100	7.266	7.533	7.866	8.350	
				ND:	_____	_____	-1.500	_____	-1.500	_____	
				Final:	12.500	8.800	7.966	10.333	8.466	10.350	
				Final:	12.500	8.800	7.966	10.333	8.466	10.350	
Combined Total:											116.513
24	51	Samuel Crean NSW	Prelims	Diff:	4.000	2.500	2.400	3.000	3.200	2.200	68.682
				Exec:	8.350	7.566	8.600	9.133	9.333	8.400	
				ND:	_____	_____	_____	_____	_____	_____	
				Final:	12.350	10.066	11.000	12.133	12.533	10.600	
				Final:	12.350	10.066	11.000	12.133	12.533	10.600	
			Finals	Diff:	_____	2.500	3.000	_____	3.300	2.200	43.799
				Exec:	_____	6.900	8.266	_____	9.533	8.100	
				ND:	_____	_____	_____	_____	_____	_____	
				Final:	_____	9.400	11.266	_____	12.833	10.300	
				Final:	_____	9.400	11.266	_____	12.833	10.300	
Combined Total:											112.481
25F	208	Anthony Jellicoe NZ	Prelims	Diff:	0.000	_____	1.500	_____	1.900	1.600	29.650
				Exec:	0.000	_____	9.500	_____	9.100	9.050	
				ND:	_____	_____	-1.500	_____	-1.500	_____	
				Final:	0.000	_____	9.500	_____	9.500	10.650	
				Final:	0.000	_____	9.500	_____	9.500	10.650	
			Finals	Diff:	_____	_____	2.000	_____	2.500	3.300	33.099
				Exec:	_____	_____	9.066	_____	8.633	7.600	
				ND:	_____	_____	_____	_____	_____	_____	
				Final:	_____	_____	11.066	_____	11.133	10.900	
				Final:	_____	_____	11.066	_____	11.133	10.900	
Combined Total:											62.749
25	13	Jordan Reed ACT	Prelims	Diff:	_____	_____	_____	4.700	_____	_____	13.466
				Exec:	_____	_____	_____	8.766	_____	_____	
				ND:	_____	_____	_____	_____	_____	_____	
				Final:	_____	_____	_____	13.466	_____	_____	
				Final:	_____	_____	_____	13.466	_____	_____	
			Finals	Diff:	_____	_____	_____	4.700	_____	_____	13.166
				Exec:	_____	_____	_____	8.466	_____	_____	
				ND:	_____	_____	_____	_____	_____	_____	
				Final:	_____	_____	_____	13.166	_____	_____	
				Final:	_____	_____	_____	13.166	_____	_____	
Combined Total:											26.632
26	155	Anthony Dorrington VIC	Prelims	Diff:	1.400	_____	_____	_____	_____	_____	8.650
				Exec:	8.750	_____	_____	_____	_____	_____	
				ND:	-1.500	_____	_____	_____	_____	_____	
				Final:	8.650	_____	_____	_____	_____	_____	
				Final:	8.650	_____	_____	_____	_____	_____	
			Finals	Diff:	_____	_____	_____	_____	_____	_____	0.000
				Exec:	_____	_____	_____	_____	_____	_____	
				ND:	_____	_____	_____	_____	_____	_____	
				Final:	_____	_____	_____	_____	_____	_____	
				Final:	_____	_____	_____	_____	_____	_____	
Combined Total:											8.650